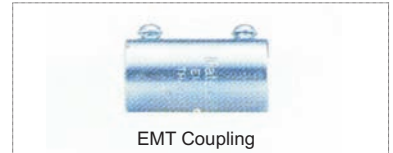
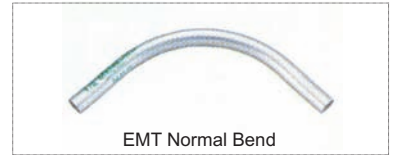


**Normal Bends <for EMT>**

Item No.	Size (inch)	Weight (kg/pc)
DSM 04012Y	1/2	0.10
DSM 04034Y	3/4	0.20
DSM 04100Y	1	0.40
DSM 04114Y	1-1/4	0.60
DSM 04112Y	1-1/2	0.80
DSM 04200Y	2	0.10

**Couplings (Steel) <for EMT>**

Item No.	Size (inch)	Weight (kg/pack)	Standard Pack (pack)
DSE 01012Y	1/2	0.10	100
DSE 01034Y	3/4	0.20	100
DSE 01100Y	1	0.40	100
DSE 01114Y	1-1/4	0.60	25
DSE 01112Y	1-1/2	0.80	25
DSE 01200Y	2	0.10	25

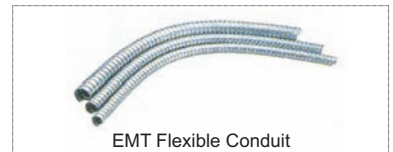


**Connector (Steel) <for EMT>**

Item No.	Size (inch)	Weight (kg/pack)	Standard Pack (pcs)
DFM 020112Y	1/2	3.5	100
DFM 020334Y	3/4	5.5	100
DFM 021002Y	1	7.5	100

**Flexible Conduit <for EMT>**

Item No.	Size (inch)	Weight (kg/pack)	Standard Pack (m)
DME 021	1/2	8.2	30
DME 034	3/4	10.2	30
DME 100	1	6.6	15

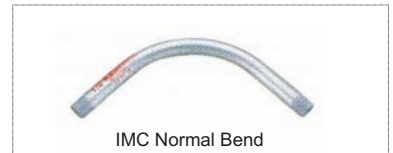


**Normal Bends <for IMC>**

Item No.	Size (inch)	Weight (kg/pc)
DFM 13012Y	1/2	0.30
DFM 13034Y	3/4	0.40
DFM 13100Y	1	0.80
DFM 13114Y	1-1/4	1.00
DFM 13112Y	1-1/2	1.40
DFM 13200Y	2	2.50
DFM 13212Y	2-1/2	4.80
DFM 13300Y	3	6.60
DFM 13312Y	3-1/2	8.90
DFM 13400Y	4	12.30

**Couplings (Steel) <for IMC>**

Item No.	Size (inch)	Weight (kg/pack)	Standard Pack (pcs)
DFM 11012Y	1/2	14.9	250
DFM 11034Y	3/4	18.3	200
DFM 11100Y	1	19.1	150
DFM 11114Y	1-1/4	19.2	100
DFM 11112Y	1-1/2	22.3	100
DFM 11200Y	2	13.6	40
DFM 11212Y	2-1/2	14.6	18
DFM 11300Y	3	16.6	18
DFM 11312Y	3-1/2	15.3	12
DFM 11400Y	4	16.5	12



**Normal Bends <for RSC>**

Item No.	Size (inch)	Weight (kg/pc)
DFR 13012Y	1/2	0.32
DFR 13034Y	3/4	0.46
DFR 13100Y	1	0.88
DFR 13114Y	1-1/4	1.60
DFR 13112Y	1-1/2	2.11
DFR 13200Y	2	3.20
DFR 13212Y	2-1/2	5.70
DFR 13300Y	3	9.12
DFR 13400Y	4	18.48
DFR 13500Y	5	31.0
DFR 13600Y	6	51.2

**Couplings (Steel) <for RSC>**

Item No.	Size (inch)	Weight (kg/pack)	Standard Pack (pcs)
DFR 11012Y	1/2	14.9	250
DFR 11034Y	3/4	18.3	200
DFR 11100Y	1	19.1	150
DFR 11114Y	1-1/4	19.2	100
DFR 11112Y	1-1/2	22.3	100
DFR 11200Y	2	13.6	40
DFR 11212Y	2-1/2	14.6	18
DFR 11300Y	3	16.6	18
DFR 11400Y	4	16.5	12
DFR 11500Y	5	11.8	6
DFR 11600Y	6	14.0	4

