

White Conduit & Conduit Fittings

ANSI

EMT (Electrical Metallic Tubing)

Listed by "UL" File No. E-44051

UL 797

Item No.	Size (inch)	Outside Diameter (mm)	Minimum Wall Thickness (mm)	Length (mm)	Nominal Weight (kg/ pc)	Primary Bundle (pcs)	Master Bundle (pcs)
DWE012Y	1/2	17.93	1.02	3,048	1.46	10	500
DWE034Y	3/4	23.42	1.18	3,048	2.21	10	300
DWE100Y	1	29.54	1.37	3,048	3.08	5	200
DWE114Y	1-1/4	38.35	1.57	3,048	4.74	5	125
DWE112Y	1-1/2	44.20	1.57	3,048	5.49	5	100
DWE200Y	2	55.80	1.57	3,048	6.99	3	75

IMC (Intermediate Metal Conduit)

Listed by "UL" File No. E-62193

UL 1242

Item No.	Size (inch)	Outside Diameter (mm)	Minimum Wall Thickness (mm)	Length (mm)	Nominal Weight (kg/ pc)	Primary Bundle (pcs)	Master Bundle (pcs)
DWM012Y	1/2	20.70	1.79	3,030	2.85	10	300
DWM034Y	3/4	26.14	1.90	3,030	3.94	10	250
DWM100Y	1	33.27	2.16	3,025	5.23	5	125
DWM114Y	1-1/4	41.59	2.29	3,025	7.48	3	75
DWM112Y	1-1/2	47.81	2.41	3,025	8.67	3	75
DWM200Y	2	59.93	3.56	3,025	11.65	-	50
DWM212Y	2-1/2	72.56	3.56	3,010	18.71	-	40
DWM300Y	3	88.29	3.56	3,010	22.87	-	30
DWM312Y	3-1/2	100.86	3.56	3,005	26.43	-	20
DWM400Y	4	113.40	3.56	3,005	29.84	-	15

RSC (Rigid Steel Conduit)

Listed by "UL" File No. E-157617

UL 6

Item No.	Size (inch)	Outside Diameter (mm)	Minimum Wall Thickness (mm)	Length (mm)	Nominal Weight (kg/ pc)	Primary Bundle (pcs)	Master Bundle (pcs)
DWR012Y/ZY	1/2	21.34	2.64	3,030	3.75	10	300
DWR034Y/ZY	3/4	26.67	2.72	3,030	4.96	10	250
DWR100Y/ZY	1	33.40	3.20	3,025	7.33	5	125
DWR114Y/ZY	1-1/4	42.16	3.38	3,025	9.97	3	75
DWR112Y/ZY	1-1/2	48.26	3.51	3,025	11.94	3	75
DWR200Y/ZY	2	60.33	3.71	3,025	16.00	-	50
DWR212Y/ZY	2-1/2	73.03	4.90	3,010	25.62	-	40
DWR300Y/ZY	3	88.90	5.21	3,010	33.43	-	30
DWR400Y/ZY	4	114.30	5.72	3,005	47.38	-	15
DWR500Y/ZY	5	141.30	6.22	2,995	64.38	-	10
DWR600Y/ZY	6	168.28	6.76	2,995	84.05	-	5

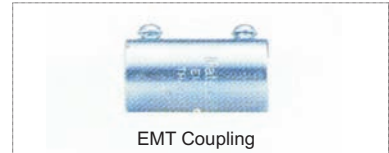
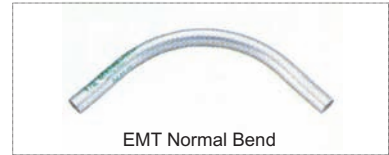
Note: figures are Hot-dip galvanies conduit for RSC

Normal Bends <for EMT>

Item No.	Size (inch)	Weight (kg/pc)
DSM 04012Y	1/2	0.10
DSM 04034Y	3/4	0.20
DSM 04100Y	1	0.40
DSM 04114Y	1-1/4	0.60
DSM 04112Y	1-1/2	0.80
DSM 04200Y	2	0.10

Couplings (Steel) <for EMT>

Item No.	Size (inch)	Weight (kg/pack)	Standard Pack (pack)
DSE 01012Y	1/2	0.10	100
DSE 01034Y	3/4	0.20	100
DSE 01100Y	1	0.40	100
DSE 01114Y	1-1/4	0.60	25
DSE 01112Y	1-1/2	0.80	25
DSE 01200Y	2	0.10	25

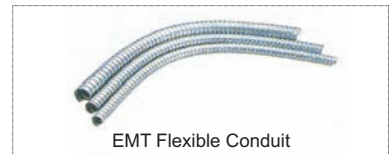


Connector (Steel) <for EMT>

Item No.	Size (inch)	Weight (kg/pack)	Standard Pack (pcs)
DFM 020112Y	1/2	3.5	100
DFM 020334Y	3/4	5.5	100
DFM 021002Y	1	7.5	100

Flexible Conduit <for EMT>

Item No.	Size (inch)	Weight (kg/pack)	Standard Pack (m)
DME 021	1/2	8.2	30
DME 034	3/4	10.2	30
DME 100	1	6.6	15

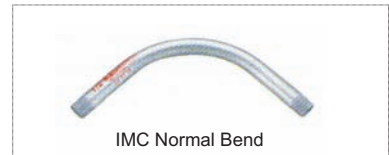


Normal Bends <for IMC>

Item No.	Size (inch)	Weight (kg/pc)
DFM 13012Y	1/2	0.30
DFM 13034Y	3/4	0.40
DFM 13100Y	1	0.80
DFM 13114Y	1-1/4	1.00
DFM 13112Y	1-1/2	1.40
DFM 13200Y	2	2.50
DFM 13212Y	2-1/2	4.80
DFM 13300Y	3	6.60
DFM 13312Y	3-1/2	8.90
DFM 13400Y	4	12.30

Couplings (Steel) <for IMC>

Item No.	Size (inch)	Weight (kg/pack)	Standard Pack (pcs)
DFM 11012Y	1/2	14.9	250
DFM 11034Y	3/4	18.3	200
DFM 11100Y	1	19.1	150
DFM 11114Y	1-1/4	19.2	100
DFM 11112Y	1-1/2	22.3	100
DFM 11200Y	2	13.6	40
DFM 11212Y	2-1/2	14.6	18
DFM 11300Y	3	16.6	18
DFM 11312Y	3-1/2	15.3	12
DFM 11400Y	4	16.5	12



Normal Bends <for RSC>

Item No.	Size (inch)	Weight (kg/pc)
DFR 13012Y	1/2	0.32
DFR 13034Y	3/4	0.46
DFR 13100Y	1	0.88
DFR 13114Y	1-1/4	1.60
DFR 13112Y	1-1/2	2.11
DFR 13200Y	2	3.20
DFR 13212Y	2-1/2	5.70
DFR 13300Y	3	9.12
DFR 13400Y	4	18.48
DFR 13500Y	5	31.0
DFR 13600Y	6	51.2

Couplings (Steel) <for RSC>

Item No.	Size (inch)	Weight (kg/pack)	Standard Pack (pcs)
DFR 11012Y	1/2	14.9	250
DFR 11034Y	3/4	18.3	200
DFR 11100Y	1	19.1	150
DFR 11114Y	1-1/4	19.2	100
DFR 11112Y	1-1/2	22.3	100
DFR 11200Y	2	13.6	40
DFR 11212Y	2-1/2	14.6	18
DFR 11300Y	3	16.6	18
DFR 11400Y	4	16.5	12
DFR 11500Y	5	11.8	6
DFR 11600Y	6	14.0	4

