

## SD Series



COS SD2



SD1



SD2

General Information

**MODULAR SWITCH DISCONNECTORS TECHNICAL DATA**

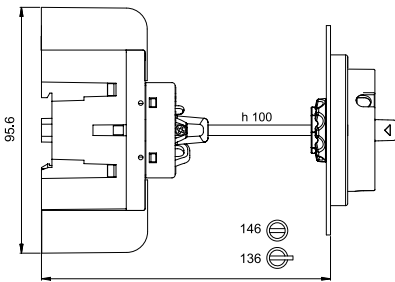
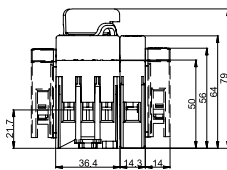
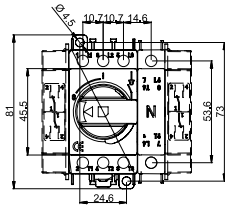
Type	SD1						SD2			SD3		
Rated current	In	A	16	25	32	40	63	80	100	125	160	
Rated insulation voltage	Ui	V	800	800	800	800	800	800	800	800	800	
Impulse withstand voltage	Uimp	kV	8	8	8	8	8	8	8	8	8	
Rated thermal current	40°C	Ith/Ithe	A	16	25	32	40	63	80	100	125	160
<b>Rated operational current Ie</b>												
AC-21A	415 V	A	16	25	32	40	63	80	100	125	160	
	500 V	A	16	25	32	40	63	80	100	125	160	
	690 V	A	16	25	32	40	63	80	100	125	160	
AC-22A	415 V	A	16	25	32	40	63	80	100	125	160	
	500 V	A	16	25	32	40	63	80	100	105	160	
	690 V	A	16	25	32	40	40	80	100	125	160	
AC-23A	415 V	A	16	25	32	40	63	80	100	100	160	
	500 V	A	16	25	32	40	63	63	63	63	125	
	690 V	A	16	25	32	40	63	32	32	32	100	
Rated making capacity	415 V AC23	A	160	250	320	400	400	800	1000	1000	1600	
Rated breaking capacity	415 V AC23	A	128	200	256	320	320	640	800	800	1280	
Rated operational power	415 V	kW	7,5	11	14	18	29	37	46	46	69	
	500 V	kW	8	14	17	22	35	35	35	35	83	
	690 V	kW	12	19	24	31	48	48	48	48	90	
Short-circuit withstand current	1 sec	400 V	kA	1,1	1,1	1,1	1,1	1,1	1,5	1,5	1,5	3
<b>Rated fuse short circuit current</b>												
Back up fuse	gG	A	16	25	32	40	63	80	100	125	125	
R.M.S. value		kA	50	50	50	50	20	50	30	20	50	
Mechanical endurance		n	50000	50000	50000	50000	50000	30000	30000	30000	30000	
Electrical endurance		n	3000	3000	3000	3000	3000	1500	1500	1000	1000	
Power loss per pole		W	0,1	0,1	0,2	0,3	0,8	1,3	2,0	3,1	3	
Cable section		mmq	16	16	16	16	16-25	16-50	25-50	35-50	10+70	
Max terminal torque		Nm	2	2	2	2	2	2,5	2,5	2,5	6	
Operation torque		Nm	1,6	1,6	1,6	1,6	1,6	1,6	1,6	1,6	2,6	
Auxiliary contacts	AC15	415 V	A	3	3	3	3	3	3	3	3	
Net weight 3 poles		Kg	0,13	0,13	0,13	0,13	0,13	0,25	0,25	0,25	0,4	
Net weight 4 poles		Kg	0,16	0,16	0,16	0,16	0,16	0,32	0,32	0,32	0,5	

**MODULAR SWITCH DISCONNECTORS SD1 - SD3**



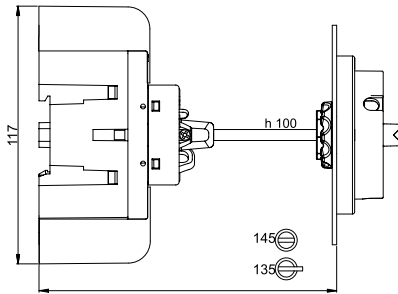
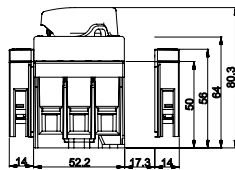
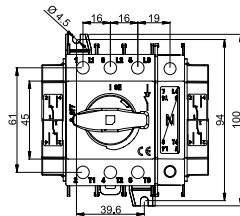
**SD1 3P**

16A, 20A, 32A, 40A, 63A



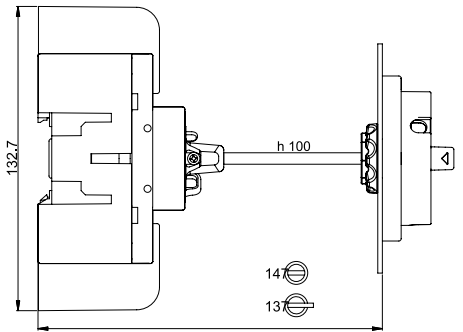
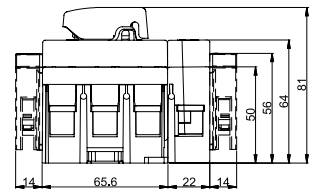
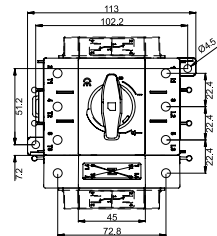
**SD2 3P**

80A, 100A, 125A



**SD3 3P**

160A



**CHANGE OVER SWITCHES MODULAR SD1 - SD2**

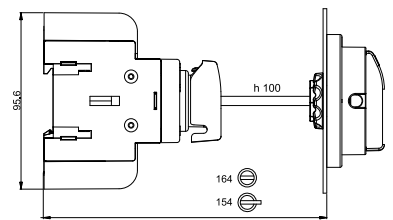
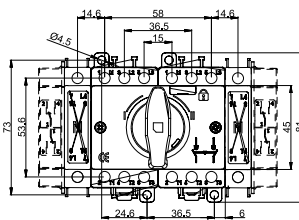
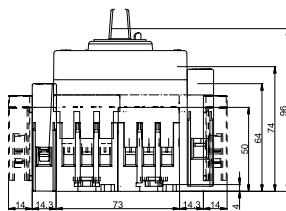


**SD1 3P**

40A

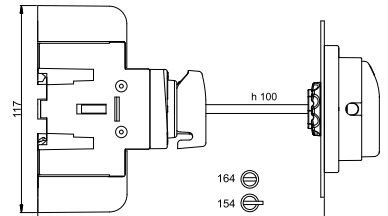
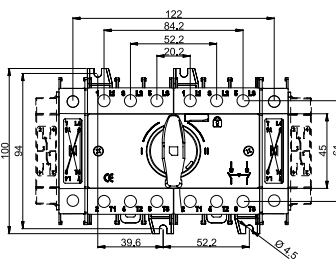
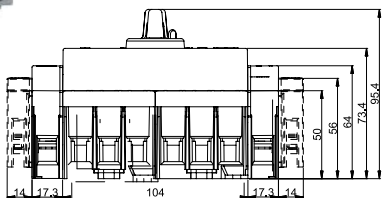
**SD1 4P**

16A, 20A, 32A, 40A, 63A



**SD2 4P**

63A, 80A, 100A, 125A



# MODULAR SWITCH DISCONNECTORS ACCESSORIES

**Neutral Pole**



**4th Pole**



**Aux Contacts 1CO  
faston terminal**



**Switch Disconnecter  
Modular SD**



**Change Over Switch  
Modular SD**



**Shaft 100mm**




**Shaft 200mm**



**Shaft 300mm**



**Black door handle  
(0-1)**



**Emergency door handle  
(0-1)**



**Black door handle  
(1-0-2)**



**PT GUNA ERA DISTRIBUSI**

affiliated company of PT Guna Elektro

[www.gae.id](http://www.gae.id)

email: [info@gae.id](mailto:info@gae.id)

**JAKARTA TIMUR 13930**

Jl. Rawa Gelam II No. 8 Pulogadung Industrial Estate  
T (021) 4682 5050, F (021) 4682 4758

**SURABAYA 60293**

Jl. Rungkut Industri I No. 29 Rungkut Industrial Estate  
T (031) 849 3885-86, F (031) 841 6661