

theMova S360-100 FLAT DE WH

Item no.: 1030540

theben

Presence and motion detectors
Indoor detectors

Description

- Passive infra-red motion detector for ceiling installation in false ceilings
- Circular detection area 360°, up to Ø 8 m (50 m²) at mounting height 3 m
- 1 channel light (Relay 230 V)
- Automatic motion and brightness-dependent control for lighting
- Mixed light measurement
- Operation as fully automatic device
- Brightness switching value configurable, teach-in function
- Pulse function for staircase light time switch
- Time delay configurable
- Detection sensitivity configurable
- Test mode for checking function and detection area
- Ready for immediate use due to factory presetting (Brightness switching value 300 lux, Time delay 10 min.)
- One of these optional remote controls is required for changing the values and attitudes:
 - Management remote control SendaPro
 - Installation remote control theSenda P
 - Optional user remote control: theSenda S



Subject to technical changes and misprints

additional information at: www.theben.de/product/1030540

The load data are determined with exemplary selected illuminants and are therefore typical data due to the large number of available products.

theMova S360-100 FLAT DE WH

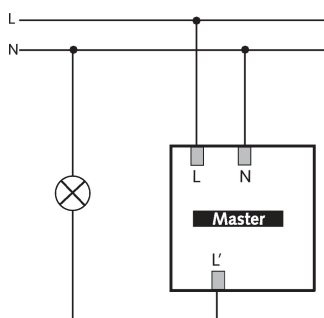
Item no.: 1030540

theben

Technical data

theMova S360-100 FLAT DE WH		theMova S360-100 FLAT DE WH	
Operating voltage	230 V AC	Incandescent/halogen lamp load	2300 W
Frequency	50 Hz	Compact and fluorescent lamps	1150 VA (cos ϕ = 0,5)
Installation height	2 – 4 m	Inrush current	max. 400 A / 200 μ s
Installation type	Ceiling installation	LED lamp < 2 W	25 W
Colour	White	LED lamp 2-8 W	250 W
Switching output	Light	LED lamp > 8 W	250 W
Power consumption	~0.5 W	Type of connection	Spring terminals
Light measurement	Mixed light measurement	Detection range	50 m ² (\varnothing 8 m 360°)
Setting range brightness	30 – 3000 lx	Ambient temperature	-15°C ... 50°C
Light switch-off delay	10 s - 60 min	Impact resistance	IK04
Type of contact light	Relay 230 V / 10 A μ -contact	Type of protection	IP 54 (when fitted)
Lamps	Incandescent/halogen lamps, fluorescent lamps, Energy saving lamps, LEDs		

Connection example



Detection range for planning applications

Mounting height (A)	Head on to (R)	Diagonally (t)
2 m	5 m ² 2.5 m	38 m ² 7 m
2.5 m	7 m ² 3 m	38 m ² 7 m
3 m	13 m ² 4 m	50 m ² 8 m
3.5 m	13 m ² 4 m	50 m ² 8 m
4 m	13 m ² 4 m	64 m ² 9 m

Subject to technical changes and misprints

additional information at: www.theben.de/product/1030540

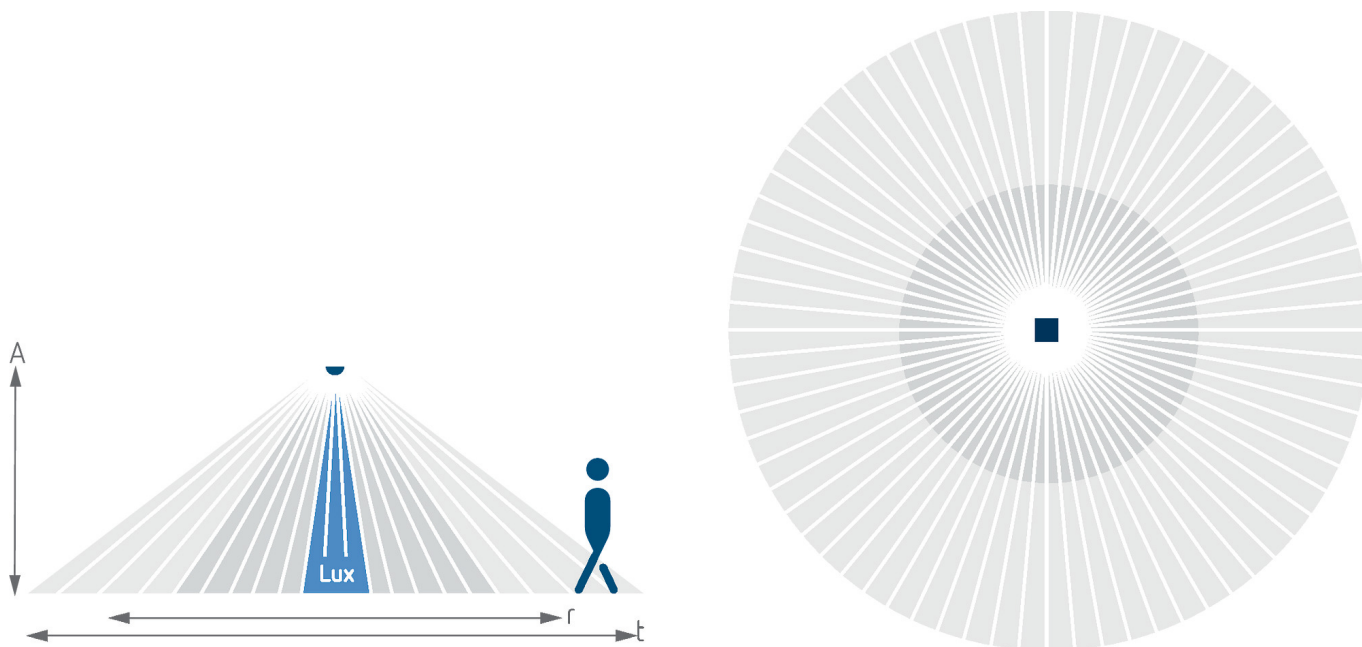
The load data are determined with exemplary selected illuminants and are therefore typical data due to the large number of available products.

theMova S360-100 FLAT DE WH

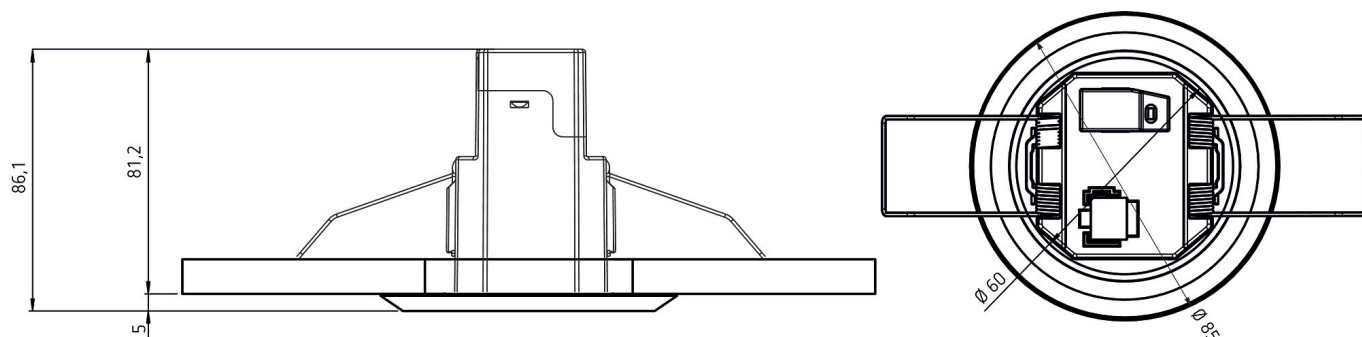
Item no.: 1030540

theben

Detection range for planning applications



Scale drawings



Accessories

theSenda P
Item no.: 9070910



theSenda S
Item no.: 9070911



theSenda B
Item no.: 9070985



Cover FLAT 85 GR
Item no.: 9070597



Subject to technical changes and misprints

additional information at: www.theben.de/product/1030540

The load data are determined with exemplary selected illuminants and are therefore typical data due to the large number of available products.

theMova S360-100 FLAT DE WH

Item no.: 1030540

theben

Accessories

Cover FLAT 85 BK

Item no.: 9070853



Subject to technical changes and misprints

additional information at: www.theben.de/product/1030540

The load data are determined with exemplary selected illuminants and are therefore typical data due to the large number of available products.

17/07/2022

Page 4 of 4