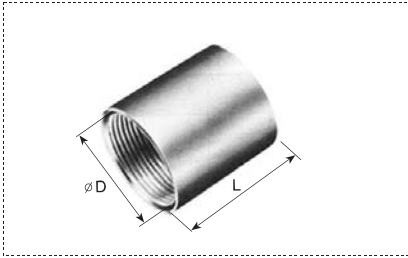


# JIS Thick Wall Conduit Fittings

(Unit : mm)

## Couplings

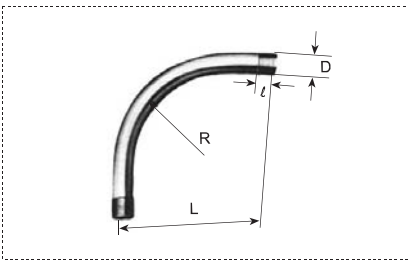
- Sheet steel finished with zinc plating



Cat. No.	Nominal Size	D	L	Weight (kg/pack)	Standard Pack (pcs)
DF1116T	16	25	38	15.00	300
DF1122T	22	31	44	18.00	200
DF1128T	28	37.5	50	24.00	200
DF1136T	36	48.5	56	23.00	100
DF1142T	42	54.5	56	11.00	50
DF1154T	54	68	64	23.00	50
DF1170T	70	84	72	13.40	20
DF1182T	82	97	80	17.80	20
DF1192T	92	110.5	85	9.90	10
DF1104T	104	123.5	90	7.20	5

## Normal Bends

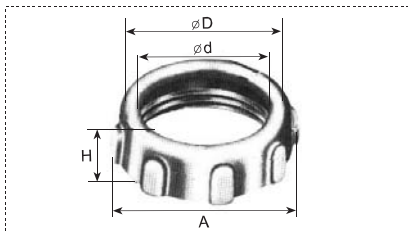
- Sheet steel finished with zinc plating



Cat. No.	Nominal Size	D	I	L	R	Weight (kg/pack)	Standard Pack (pcs)
DF1316T	16	21.3	18	150	90	15.00	50
DF1322T	22	26.5	20	180	110	18.00	50
DF1328T	28	33.3	23	215	140	24.00	25
DF1336T	36	41.9	26	250	170	23.00	15
DF1342T	42	47.8	26	295	210	11.00	10
DF1354T	54	59.6	30	345	235	23.00	-
DF1370T	70	75.2	34	425	275	13.40	-
DF1382T	82	87.9	38	510	310	17.80	-
DF1392T	92	100.7	39	575	355	9.90	-
DF1304T	104	113.4	42	645	395	7.20	-

## Bushings

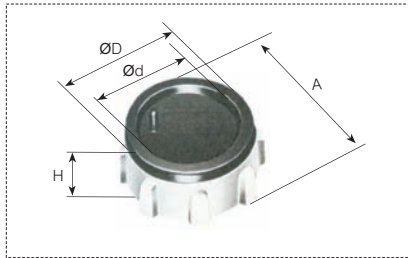
- Sheet steel finished with zinc plating



Cat. No.	Nominal Size	d	A	H	D	Weight (kg)
DF1416	16	16	26	9	24	0.011
DF1422	22	22	33	10	30	0.017
DF1428	28	28	40	12	37	0.028
DF1436	36	36	49	13	46	0.040
DF1442	42	42	55	15	52	0.052
DF1454	54	53	70	16	65	0.088
DF1470	70	68	86	18	81	0.140
DF1482	82	81	100	20	95	0.210
DF1492	92	93	116	22	110	0.390
DF1404	104	105	131	24	125	0.490

## Insulated Bushings

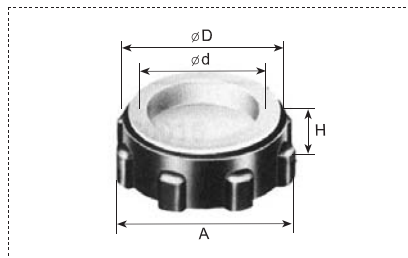
- Cast iron with zinc-electroplating



Cat. No.	Nominal Size	d	A	H	D	Weight (kg/pack)
DF1516	16	15.4	26	13	24	15.00
DF1522	22	20.9	33	14	30	18.00
DF1528	28	26.3	40	15.5	37	24.00
DF1536	36	33.6	49	16.1	46	23.00
DF1542	42	38.6	55	18.2	52	11.00
DF1554	54	50.3	70	20.3	65	23.00
DF1570	70	63.4	86	22.4	81	13.40
DF1582	82	74.9	100	24.5	95	17.80
DF1592	92	87.3	116	26.6	110	9.90
DF1504	104	100	131	28.7	125	7.20

## Plastic bushing with caps

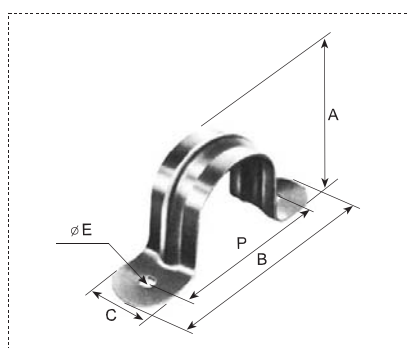
- Plastic



Cat. No.	Nominal Size	d	A	H	D	Weight (kg)
DF1716	16	16	27	9	24	0.003
DF1722	22	22	33	10	30	0.004
DF1728	28	28	41	12	37	0.007
DF1736	36	36	51	13	46	0.009
DF1742	42	42	57	15	52	0.014
DF1754	54	53	70.5	16	65	0.021
DF1770	70	68	87.5	18	81	0.035
DF1782	82	81	100.3	20	95	0.052
DF1792	92	93	118	22	110	0.074
DF1704	104	105	135	24	125	0.107

## Saddles

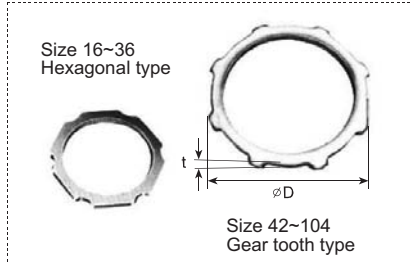
- Sheet steel finished with zinc plating



Cat. No.	Nominal Size	A	B	C	P	E	Weight (kg)
DF1616	16	19.5	65	20	45	5	0.012
DF1622	22	25	75	20	55	5	0.014
DF1628	28	31.8	90	25	65	5.5	0.030
DF1636	36	40.4	100	25	75	5.5	0.036
DF1642	42	46.3	110	25	85	5.5	0.050
DF1654	54	58.1	125	25	100	5.5	0.065
DF1670	70	73.7	150	30	120	6.5	0.090
DF1682	82	86.4	165	35	135	6.5	0.120
DF1692	92	100.1	180	35	150	6.5	0.150
DF1604	104	112.8	200	35	170	6.5	0.160

**Lock nuts**

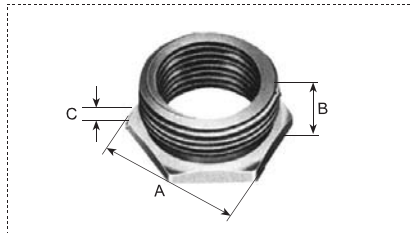
- 16~82;  
Sheet steel finished with zinc electroplating
- Cast iron finished with zinc-electroplating



Cat. No.	Nominal Size	D	t	Weight (kg)
DF1216	16	27	3.6	0.009
DF1222	22	33	3.6	0.012
DF1228	28	41	4.5	0.019
DF1236	36	49	4.5	0.020
DF1242	42	61	4.5	0.031
DF1254	54	74	5	0.038
DF1270	70	93	5	0.061
DF1282	82	106	5	0.065
DF1292	92	121	5	0.24
DF1204	104	135	5	0.26

**Reducers**

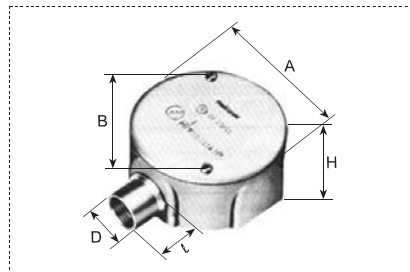
- Cast iron with zinc-electroplating



Cat. No.	Nominal Size	A	B	C	Weight (kg)
DF5222	22 - 16	28	15	4	0.035
DF5228	28 - 22	35	17.5	4	0.040
DF5236	36 - 28	43.5	20	4.5	0.080
DF5242	42 - 36	52.5	21.5	5	0.100

**Circular surface boxes (one way)**

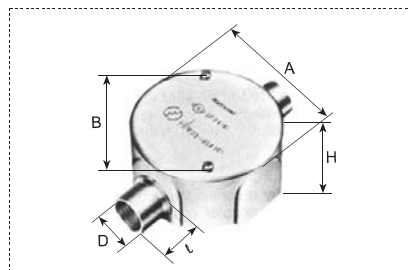
- Sheet steel finished with zinc plating



Cat. No.	Nominal Size	H	A	B	l	R	Weight (kg)
DF25161	16	40.5	89.5	73	20	25	0.38
DF25221	22	40.5	89.5	73	22	31	0.39
DF25281	28	45	100	84	23	37.5	0.50

**Circular surface boxes (two way:through)**

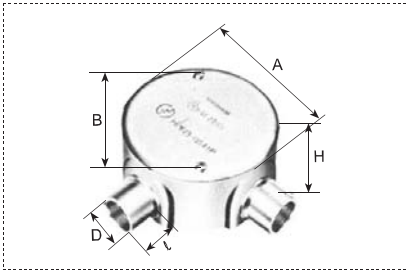
- Sheet steel finished with zinc plating



Cat. No.	Nominal Size	H	A	B	l	R	Weight (kg)
DF26161	16	40.5	89.5	73	20	25	0.41
DF26221	22	40.5	89.5	73	22	31	0.42
DF26281	28	45	100	84	23	37.5	0.56

## Circular surface boxes (two way:angle)

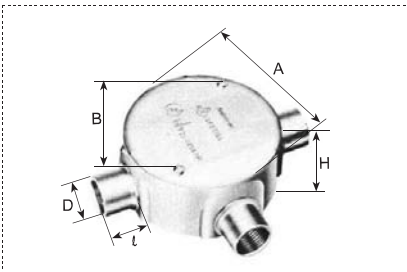
- Sheet steel finished with zinc plating



Cat. No.	Nominal Size	H	A	B	I	R	Weight (kg)
DF29161	16	40.5	89.5	73	20	25	0.41
DF29221	22	40.5	89.5	73	22	31	0.42
DF29281	28	45	100	84	23	37.5	0.56

## Circular surface boxes (three way)

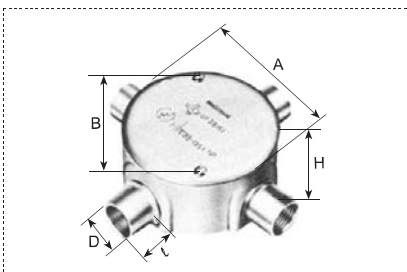
- Sheet steel finished with zinc plating



Cat. No.	Nominal Size	H	A	B	I	R	Weight (kg)
DF27161	16	40.5	89.5	73	20	25	0.45
DF27221	22	40.5	89.5	73	22	31	0.46
DF27281	28	45	100	84	23	37.5	0.61

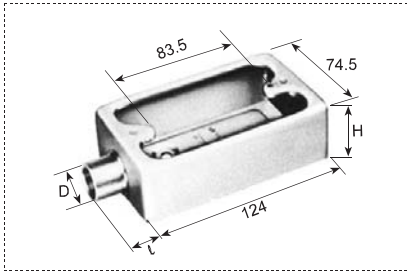
## Circular surface boxes (four way)

- Sheet steel finished with zinc plating



Cat. No.	Nominal Size	H	A	B	I	R	Weight (kg)
DF28161	16	40.5	89.5	73	20	25	0.48
DF28221	22	40.5	89.5	73	22	31	0.49
DF28281	28	45	100	84	23	37.5	0.67

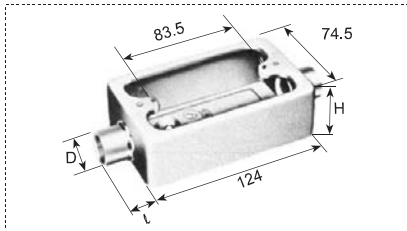
**Surface switch boxes  
(one way)**



- Sheet steel finished with zinc plating

Cat. No.	Nominal Size	H	l	D	Weight (kg)
DF30161	16	40.5	20	25	0.38
DF30221	22	50.5	22	31	0.44

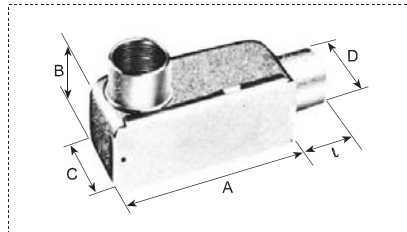
**Surface switch boxes  
(two way)**



- Sheet steel finished with zinc plating

Cat. No.	Nominal Size	H	l	D	Weight (kg)
DF31161	16	40.5	20	25	0.41
DF31221	22	50.5	22	31	0.49

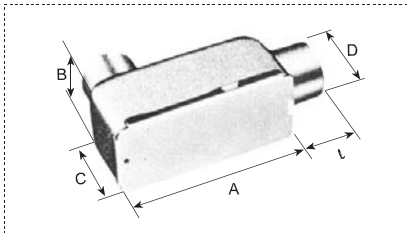
**Universal LL type**



- Sheet steel finished with zinc plating

Cat. No.	Nominal Size	A	B	C	D	l	Weight (kg)
DF22161	16	90	33.8	35	25	20	0.25
DF22221	22	95	40.8	42	31	22	0.34
DF22281	28	110	45.8	47.5	37.5	22	0.42

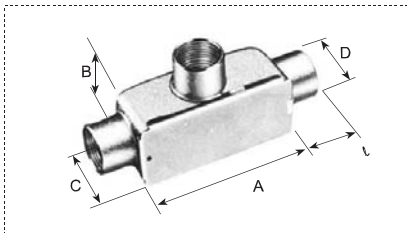
**Universal LB type**



- Sheet steel finished with zinc plating

Cat. No.	Nominal Size	A	B	C	D	l	Weight (kg)
DF23161	16	90	33.8	35	25	20	0.25
DF23221	22	95	40.8	42	31	22	0.34
DF23281	28	110	45.8	47.5	37.5	22	0.42

**Universal T type**



- Sheet steel finished with zinc plating

Cat. No.	Nominal Size	A	B	C	D	l	Weight (kg)
DF24161	16	90	33.8	35	25	20	0.28
DF24221	22	95	40.8	42	31	22	0.39
DF24281	28	110	45.8	47.5	37.5	22	0.45