

JIS Plain Conduit Fittings

(Unit : mm)

Set screw (threadless) Couplings

- Sheet steel finished with zinc plating

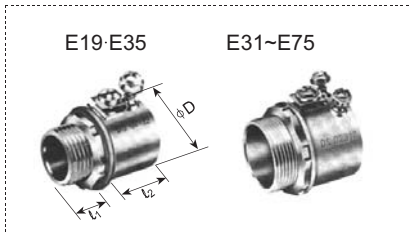


Cat. No.	Size (mm)	D	L	No. of screw	Weight (kg)
DS0119	E19	19.6	57	2	0.07
DS0125	E25	25.9	67	2	0.10
DS0131	E31	32.3	76	4	0.14
DS0139	E39	38.6	86	4	0.24
DS0151	E51	51.3	95	4	0.33
DS0163	E63	64.2	105	4	0.45
DS0175	E75	76.9	114	4	0.57

- Digunakan untuk menyambung antara pipa Conduit, ditengah Couplings ini terdapat "Centre Stop" untuk posisi yang tepat pada penyambungan. Pada Coupling terdapat "Screw" yang ujungnya akan lepas apabila dikunci sampai pada kekencangan yang ditentukan.

Set screw (threadless) Connectors (with grounding terminal)

- Sheet steel finished with zinc plating with lock nut.



Cat. No.	Size (mm)	D	₁	₂	Weight (kg)
DS02192	E19	19.6	12	20	0.05
DS02252	E25	25.9	13	20	0.07
DS02312	E31	32.3	14	23	0.09
DS02392	E39	38.6	16	25	0.13
DS02512	E51	51.3	16	25	0.19
DS02632	E63	64.2	18	30	0.27
DS02752	E75	76.9	20	35	0.35

- Digunakan untuk menyambung Conduit dengan box, dilengkapi dengan hubungan tanah, lock nut dan "Screw".

Washer of pressure terminal

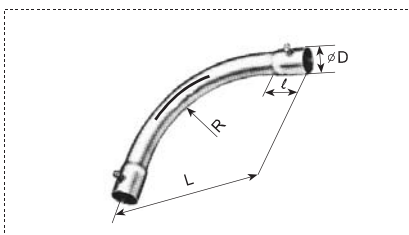
- Galvanized steel



DS0070	Suitable wire	Connecting wire
E19 · E25	single strand ϕ 1.6 ~ ϕ 2.0	1
E31~E75	single strand ϕ 2.0 ~ ϕ 2.6	1

Set screw threadless Bends

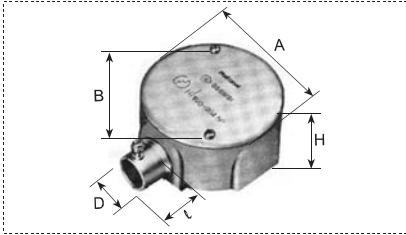
- Sheet steel finished with zinc plating



Cat. No.	Size (mm)	D	L		R	Weight (kg)
DS0325	E25	25.9	170	34	120	0.4
DS0331	E31	32.3	210	49	150	0.6
DS0339	E39	38.6	255	44	180	1.0
DS0351	E51	51.3	330	49	230	1.6
DS0363	E63	64.2	410	55	290	2.0
DS0375	E75	76.9	500	60	350	3.0

- Digunakan untuk sambungan antara Conduit ditempat belokan/siku.

**Set screw (threadless)
Circular surface boxes
(one way)**

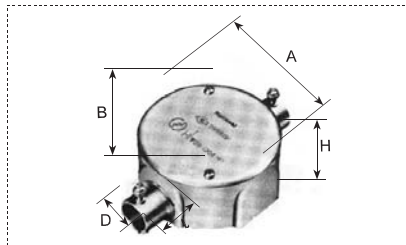


- Sheet steel finished with zinc plating

Cat. No.	Size (mm)	H	A	B	I	D	Weight (kg)
DS65191	E 19	40.5	89.5	73	20	23	0.38
DS65251	E 25	40.5	89.5	73	22	29.5	0.39
DS65311	E 31	45	100	84	23	36	0.49

- Digunakan untuk ujung/akhir Conduit, pada mounting lighting fixture atau kabel.

**Set screw (threadless)
circular surface boxes
(two way;through)**

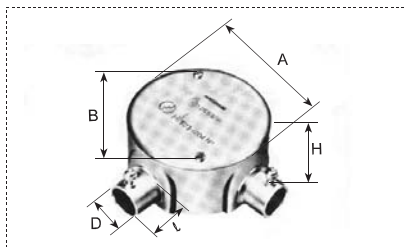


- Sheet steel finished with zinc plating

Cat. No.	Size (mm)	H	A	B	I	D	Weight (kg)
DS66191	E 19	40.5	89.5	73	20	23	0.41
DS66251	E 25	40.5	89.5	73	22	29.5	0.42
DS66311	E 31	45	100	84	23	36	0.53

- Digunakan untuk penyambungan Conduit model lurus (through) pada mounting lighting fixture/sambungan kabel.

**Set screw (threadless)
circular surface boxes
(one way ; angle)**

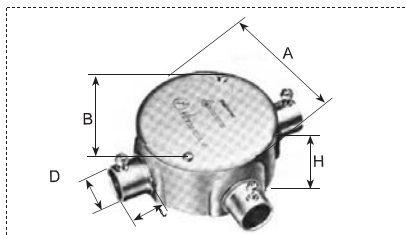


- Sheet steel finished with zinc plating

Cat. No.	Size (mm)	A	B	H	I	D	Weight (kg)
DS69191	E 19	89.5	73	40.5	20	23	0.48
DS69251	E 25	89.5	73	40.5	22	29.5	0.49
DS69311	E 31	100	84	45	23	36	0.62

- Digunakan untuk penyambungan Conduit model L (siku), pada mounting lighting fixture atau sambungan kabel.

**Set screw (threadless)
circular surface boxes
(three way)**



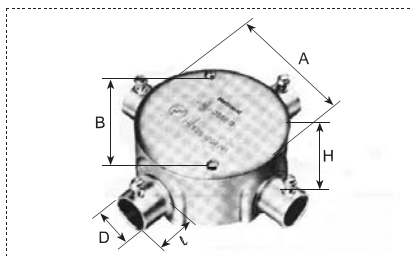
- Sheet steel finished with zinc plating

Cat. No.	Size (mm)	H	A	B	I	D	Weight (kg)
DS67191	E 19	40.5	89.5	73	20	23	0.45
DS67251	E 25	40.5	89.5	73	22	29.5	0.46
DS67311	E 31	45	100	84	23	36	0.58

- Digunakan untuk penyambungan Conduit Model T pada mounting lighting fixture atau sambungan kabel.

Set screw (threadless) circular surface boxes (four way)

- Sheet steel finished with zinc plating

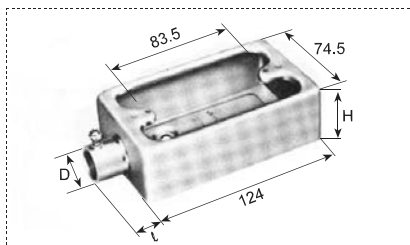


Cat. No.	Size (mm)	H	A	B	l	D	Weight (kg)
DS68191	E19	40.5	89.5	73	20	23	0.48
DS68251	E25	40.5	89.5	73	22	29.5	0.49
DS68311	E31	45	100	84	23	36	0.62

- Digunakan untuk penyambungan Conduit cabang 4 (model +) pada mounting lighting fixture atau sambungan kabel.

Set screw (threadless) surface switch boxes (one way)

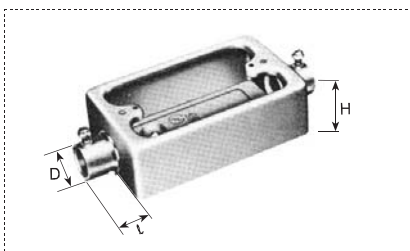
- Sheet steel finished with zinc plating



Cat. No.	Size (mm)	H	l	D	Weight (kg)
DS70191	E19	40.5	20	23	0.42
DS70251	E25	50.5	22	29.5	0.48

Set screw (threadless) surface switch boxes (two way)

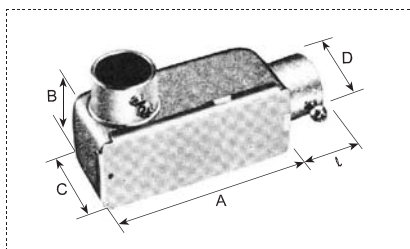
- Sheet steel finished with zinc plating



Cat. No.	Size (mm)	H	l	D	Weight (kg)
DS71191	E19	40.5	20	23	0.45
DS71251	E25	50.5	22	29.5	0.52

Set screw (threadless) universal LL type

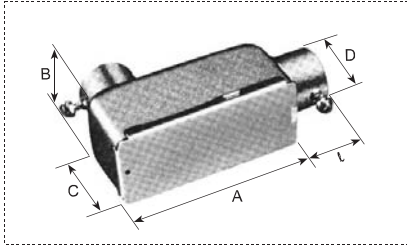
- Sheet steel finished with zinc plating



Cat. No.	Size (mm)	A	B	C	D	l	Weight (kg)
DS62191	E19	90	34	35	23	18	0.24
DS62251	E25	95	41	42	29.5	20	0.31
DS62311	E31	110	45.8	47.5	32.3	20	0.42

**Set screw (threadless)
universal LB type**

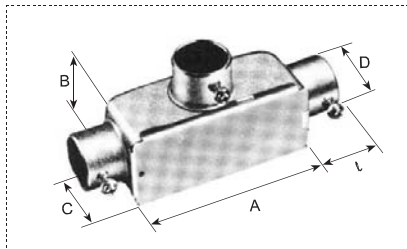
- Sheet steel finished with zinc plating



Cat. No.	Size (mm)	A	B	C	D	l	Weight (kg)
DS63191	E 19	90	34	35	23	18	0.24
DS63251	E 25	95	41	42	29.5	20	0.31
DS63311	E 31	110	45.8	47.5	32.3	20	0.42

**Set screw (threadless)
universal T type**

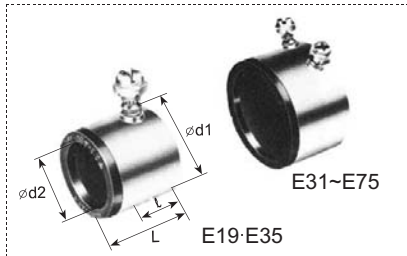
- Sheet steel finished with zinc plating



Cat. No.	Size (mm)	A	B	C	D	l	Weight (kg)
DS64191	E 19	90	34	35	23	18	0.27
DS64251	E 25	95	41	42	29.5	20	0.34
DS64311	E 31	110	45.8	47.5	32.3	20	0.46

**Set screw (threadless) bushing
(for conduit ends)**

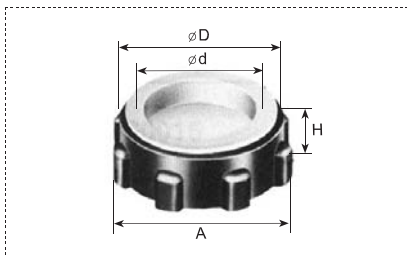
- Sheet steel finished with zinc plating for E31 to E75, 2 set screw are provide



Cat. No.	Size (mm)	L	l	d ₁	d ₂	Weight (kg)
DS5419	E 19	23	13.5	19.6	15.6	0.02
DS5425	E 25	23	13.5	25.9	21.9	0.03
DS5431	E 31	25	14.5	32.3	28.3	0.04
DS5439	E 39	35	23.5	38.6	34.6	0.06
DS5451	E 51	37	24.5	51.3	47.4	0.09
DS5463	E 63	38	27	64.2	60	0.27
DS5475	E 75	38	27	76.9	72	0.32

Plastic Bushing (with cap)

- Plastic

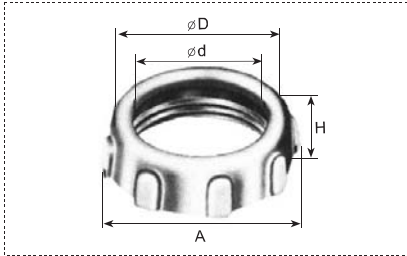


Cat. No.	Size (mm)	A	H	D	d	Weight (kg)
DS1719	E 19	27	9	23	15.7	0.002
DS1725	E 25	34	10	30	21.8	0.004
DS1731	E 31	41	12	36	28	0.006
DS1739	E 39	49	13	43	34.7	0.008
DS1751	E 51	64	15	57	47.4	0.016
DS1763	E 63	78	17	70	59.2	0.024
DS1775	E 75	92	20	83	71.9	0.036

- Digunakan pada tiap-tiap ujung Conduit, untuk mencegah kerusakan-kerusakan/luka pada kabel sewaktu kabel ditarik melalui

Bushing

- Malleable cast iron with zinc electroplated

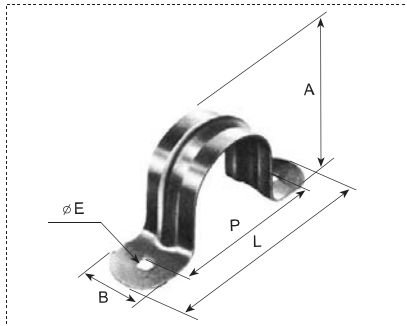


Cat. No.	Size (mm)	A	H	D	d	Weight (kg)
DS1419	E19	26.5	9	23	16	0.01
DS1425	E25	33	10	30	22	0.02
DS1431	E31	41	12	36	29	0.03
DS1439	E39	46	13	43	35	0.04
DS1451	E51	60	15	57	48	0.05
DS1463	E63	74	17	70	60	0.10
DS1475	E75	88	20	83	72	0.18

- Digunakan pada tiap-tiap ujung Conduit untuk mencegah kerusakan-kerusakan/luka pada kabel padad waktu kabel ditarik melalui Conduit.

Saddles

- Sheet steel with zinc electroplating

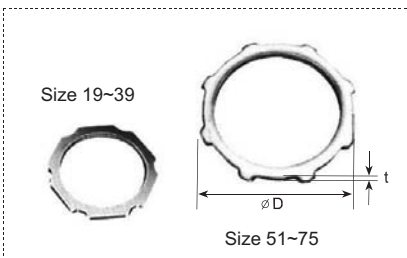


Cat. No.	Size (mm)	A	B	L	P	E	Weight (kg)
DS1619	E19	17.6	15	60	40	5	0.009
DS1625	E25	23.9	20	70	50	5	0.014
DS1631	E31	30.3	25	85	60	5.5	0.029
DS1639	E39	36.6	25	95	70	5.5	0.032
DS1651	E51	49.3	25	110	85	5.5	0.055
DS1663	E63	62.0	25	130	105	5.5	0.065
DS1675	E75	74.7	30	150	120	6.5	0.090

- Digunakan untuk menempatkan Conduit pada bahan bangunan (sebagai klem)

Lock nuts

- Sheet steel with zinc electroplating



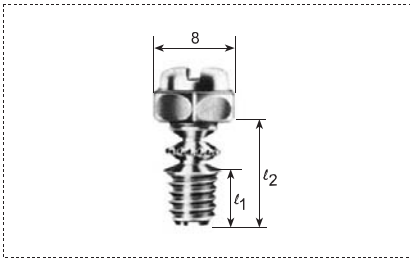
Cat. No.	Size (mm)	D	t	Weight (kg)
DS5419	E19	24	3.2	0.005
DS5425	E25	31.5	3.2	0.007
DS5431	E31	38	3.6	0.013
DS5439	E39	45	3.6	0.017
DS5451	E51	65	5.0	0.033
DS5463	E63	79	5.0	0.042
DS5475	E75	93	5.0	0.054

- Digunakan untuk mengunci sambungan antara Conduit dan Box.

E1 - E39 : HEXAGONAL Type
E51 - E75 : GEAR Type

Set screw

- With the best tightening condition, the head of the set screw is shared off. Differences in the method of tightening are eliminated, secure tightening is not forgotten, and secure connections can be made.
- Zinc electroplated



Cat. No.	length (mm)	l_1	l_2	Weight (kg)
DS0015	5	10.2	5	0.002
DS0016	6	11.2	6	0.002
DS0017	7.4	12.0	7.4	0.003

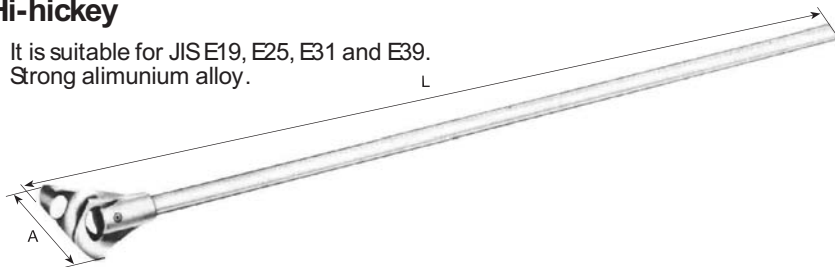
Set screw length and applicable products

Cat. No.	Length	Applicable Product
DS0015	5mm	Coupling E19, E31, ground connector E19, E31 Bushing (for conduit end) E19, E25 Circular surface box E19, E31. surface switch box E19 Entrance cap, universal E19
DS0016	6mm	Coupling E25, E39-E75, ground connector E25, E39-E75 Bushing (for conduit end) E39-E75 Circular surface box E25. surface switch box E25 Entrance cap, universal E25
DS0017	7.4mm	Normal Bend E25-E75 All product type of cast iron fittings

Labor saving tools

Hi-hickey

- It is suitable for JISE19, E25, E31 and E39.
Strong aluminium alloy.

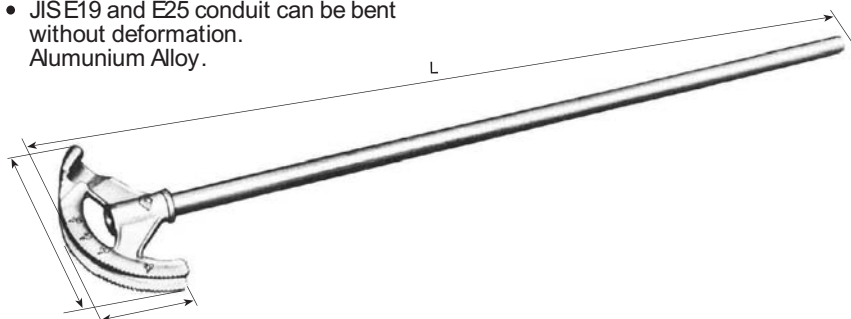


Cat. No.	Size	L	A	Weight (kg)
DS0029	E19	1115	100	1.6
DS0030	E25	1122	119	2.5
DS0031	E31	1274	160	3.7
DS0032	E39	1490	190	4.5

- Digunakan untuk meluruskan atau mengatur bengkokan/lengkungan Conduit E19-

Hi-bender

- JISE19 and E25 conduit can be bent without deformation.
Aluminium Alloy.




Cat. No.	Size	L	A	B	Weight (kg)
DS0019	E19	1,245	220	124	2.0
DS0025	E25	1,270	290	165	3.0

- Digunakan untuk membengkokkan Conduit E19 dan E25 hingga mencapai radius 90 .

Box screwdriver (with reamer)

- Used for champering the inner surface of conduit (19,25).



Cat. No.	Weight (kg)
DS0010	0.22

- Digunakan untuk menghaluskan permukaan luar dan dalam ujung Conduit yang dipotong.